



**READY FOR
COMPOSTING**

Marie-Hélène Gravel, Eng., M.Eng.



WHAT ARE ORGANIC MATERIALS?

FOOD WASTE



**Dairy
products**



Shells



**Table
scraps**



**Bread
and
pasta**



**Meat and
fish**



**Soiled paper
and
cardboard**



Sanitary



**Fruits and
vegetables**



WHAT ARE ORGANIC MATERIALS?

LEAF AND YARD WASTE

**Grass
clippings**



**Flowerbed
residue**



**Dead
leaves**



Branches



WHAT IS COMPOSTING?

Decomposition process

- + biological
- + accelerated
- + controlled
- + in the presence of oxygen
- + producing sanitized compost



Source : MIRONOR



WHAT IS THE PURPOSE OF COMPOSTING?

I. Reduce the volume of waste in landfills

Recycling **60%** of
organic waste by
2015


Ban the
elimination of
organic waste by
2020



WHAT IS THE PURPOSE OF COMPOSTING?

1. Reduce the volume of waste in landfills
2. Reduce greenhouse gas emissions (**GHG**)

Fugitive emissions of CH₄: 25%



1 ton of composted food waste emits **15 times fewer GHG** than 1 ton in a landfill site

where the biogas collected replaces natural gas

WHAT IS THE PURPOSE OF COMPOSTING?

1. Reduce the volume of waste in landfills
2. Reduces greenhouse gas emissions (GHG)
3. **Nourish the soil and reduce the need for fertilizers**



Source : Hebdo Rive Nord



**Distribution
to citizens**

**Back to the Earth
Day**

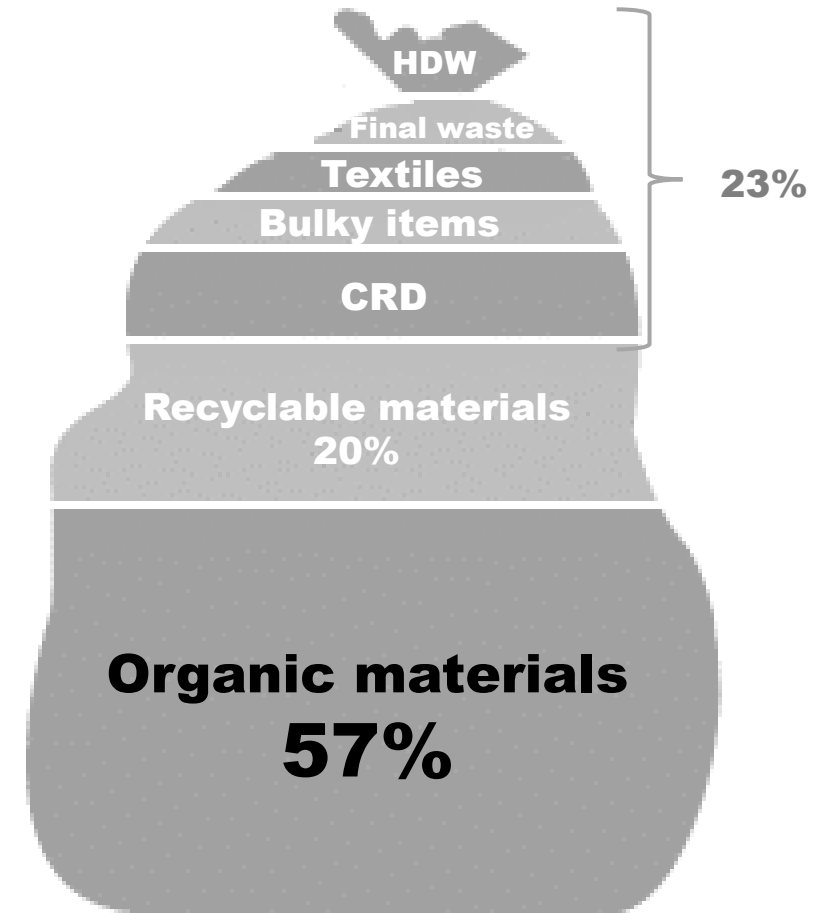
AND ROSEMERITES?

Rosemerites produce
4,800 tons of waste per
year.

Rosemerites already
recover **1,100 tons** of leaf
and yard waste per year
and 900 tons of branches.

Organic matter accounts
for approximately **57%** of
waste produced by
Rosemerites.

Each Rosemerite
eliminates approximately
190 kg of organic matter
per year.




Adapted from: RECYC-QUÉBEC

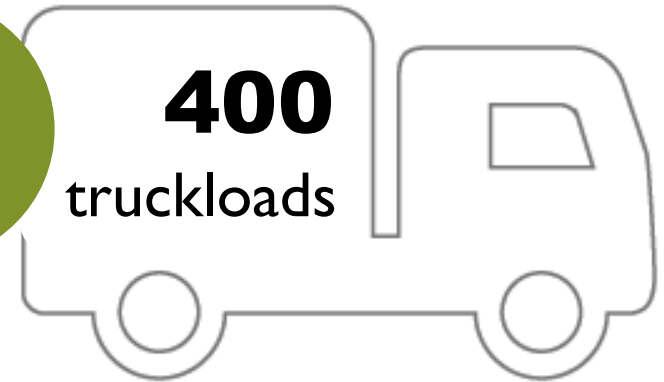
AND ROSEMERITES?

– 2017 GOAL –

3,200 tons
of organic matter
including branches




400
truckloads




– 2016 GOAL – mid-September to Decem

900 tons
of organic matter

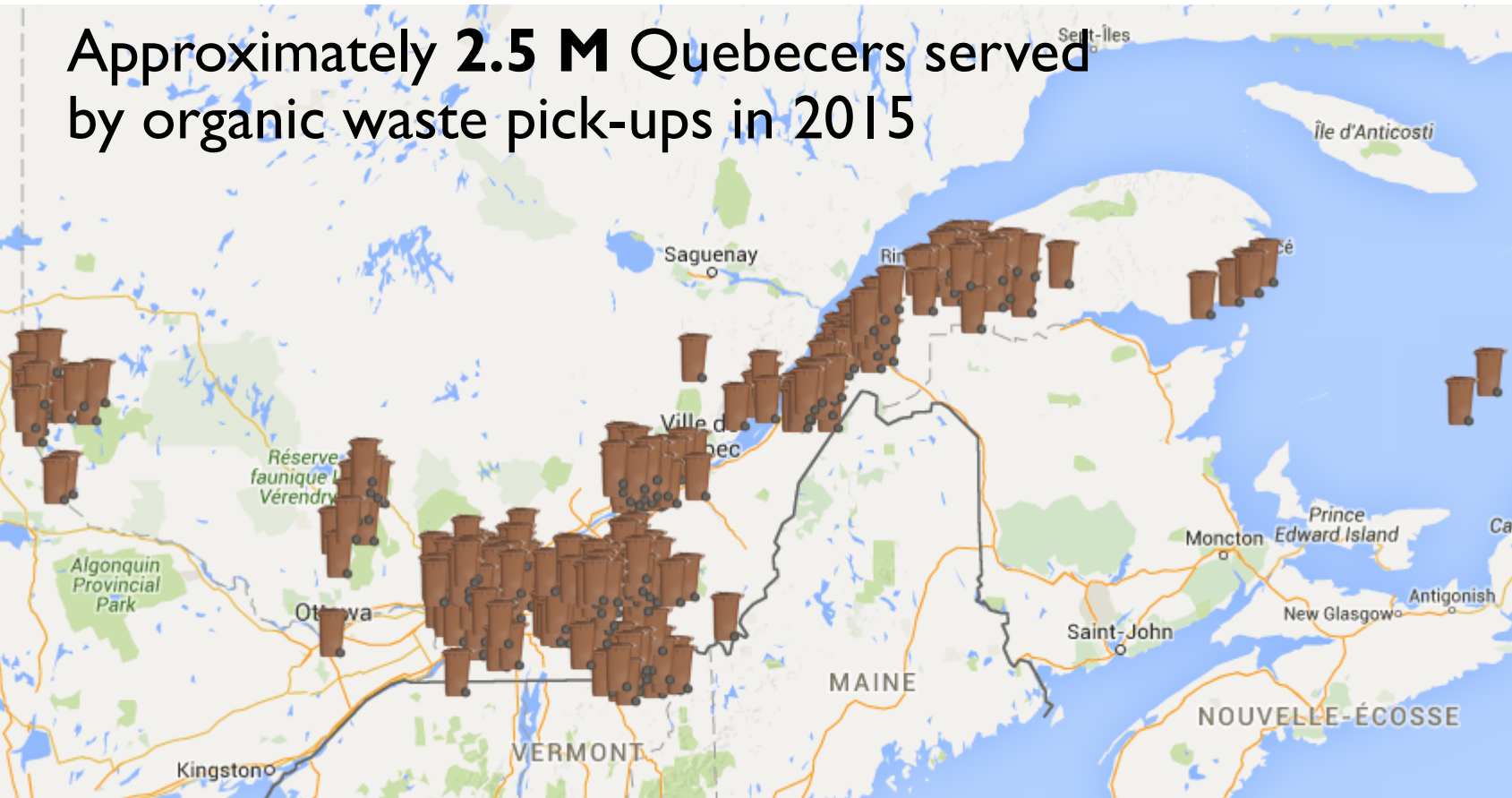


120
truckloads



AND ELSEWHERE IN QUÉBEC?

Approximately **2.5 M** Quebecers served by organic waste pick-ups in 2015



On the **Northern Rim**:

In 2015

- Boisbriand
- Mirabel
- Sainte-Marthe-sur-le-Lac
- Saint-Joseph-du-Lac

In 2016

- Lorraine
- L'Assomption
- Laval (partial)


WHEN WILL PICK-UPS START?

As of
Sept. 12

As of
Sept. 6

Distribution of pick-up tools

- Kitchen mini-bin
- Wheeled 80 L bin
- Samples of paper bags
- Stickers for excess green waste
- Check-list magnet



Start of pick-ups

2016-2017 PICKUPS REMINDER

ROSEMÈRE

DÈS LE 12 SEPTEMBRE / FROM SEPTEMBER 12

	Lundi / Monday	Mardi / Tuesday	Mercredi / Wednesday	Jeudi / Thursday	Vendredi / Friday
SEMAINE / WEEK 1	1	2	3	4	5
SEMAINE / WEEK 2	1	2	3	4	5

Prêt pour le compostage / Ready for composting

QUESTIONS : compostage@ville.rosemere.qc.ca 450-621-3500, poste / ext. 3300 www.ville.rosemere.qc.ca / @VilledeRosemere

HOW TO USE MY MINI-BIN AND WHEELED BIN?

1



2



3



WHAT CAN GO IN MY BIN?

Accepted in brown bin

Food residue:

- › Fruits and vegetables, cooked or raw, and peels
- › Meat (cooked or raw) and bones
- › Fish and seafood (cooked or raw)
- › Eggs and shells
- › Pasta, bread and grain products
- › Flour, sugar and other powdered food products
- › Solid dairy products
- › Tea, herbal tea, coffee residues, with paper filters

Green waste:

- › Herbs and lawn clippings
- › Leaves
- › Hedges and shrubs residues
- › Small branches (less than 2.5 cm in diameter and 1 meter in length)
- › Waste from flowerbeds and gardens
- › Other garden waste

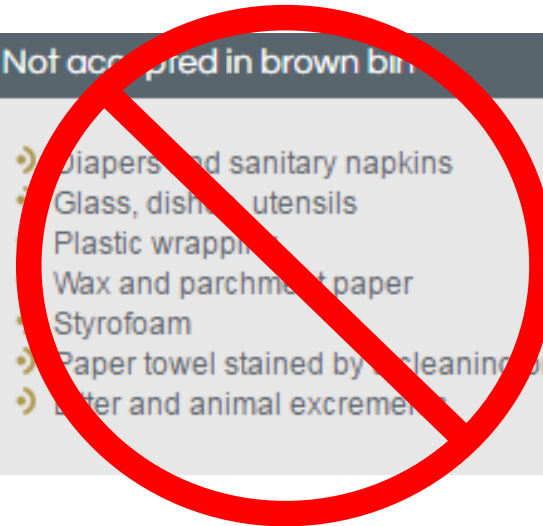
Other compostable materials:

- › Compostable disposable tableware
- › Paper and cardboard soiled with food residue and non-recyclable (Pizza boxes, paper plates, etc.)
- › Sanitary fibers (paper towels, handkerchiefs, etc.) except diapers and sanitary napkins
- › Paper bags with cellulose film



Not accepted in brown bin

- › Diapers and sanitary napkins
- › Glass, dishes, utensils
- › Plastic wrapping
- › Wax and parchment paper
- › Styrofoam
- › Paper towel stained by a cleaning product
- › Urine and animal excrement



WHEN TO PUT MY BIN BY THE SIDE OF THE STREET?

**AS OF
SEPTEMBER 12**



	Nouveau / New	Changements / Changes			
	Lundi / Monday	Mardi / Tuesday	Mercredi / Wednesday	Jeudi / Thursday	Vendredi / Friday
SEMAINE / WEEK 1					
SEMAINE / WEEK 2					

WHEN TO PUT MY BIN OUT BY THE SIDE OF THE STREET?

**AS OF
SEPTEMBER 12**

– Excess green waste –



6 SPECIFIED MONDAYS

EVERY MONDAY



ARE THERE TRICKS?

To avoid **odours**, the proliferation of **white grubs**, attracting **animals**...

- Place your wheeled bin by the side of the street every week
- Close your wheeled bin's lid and lock it
- Recover your facial tissues, paper towels, etc. with your food scraps
- Wrap your food scraps in paper
- Line your bin with paper or newsprint
- Layer green waste over food scraps
- Place your wheeled bin in the shade
- Wash your kitchen mini bin and wheeled bin
- Freeze your smelly organic waste (ex.: seafood waste)

To avoid **freezing** in the wheeled bin in winter...

- Wrap food scraps in paper
- Line your bin with paper or newsprint



QUESTIONS

compostage@ville.rosemere.qc.ca

450-621-3500 ext. 3300



Ville de Rosemère



**READY FOR
COMPOSTING**