



# 2022 Budget

TOWN OF ROSEMÈRE

For a resilient,  
inclusive  
community







## 2022 Budget

# Overview

- ❑ Highlights
- ❑ Taxes and charges
- ❑ Operating budget
- ❑ 2022 investments
- ❑ Statistics

2022  
Budget

# *Highlights*

# 2022 Budget

## Highlights

### *Operating Budget*

- ❑ Operating budget of \$34,322,100
- ❑ 2.25% increase in general taxes and rates on the average residential tax bill
- ❑ Infrastructure Fund contribution: \$0.0105 per \$100 of assessment (residential property)
- ❑ Overall increase in the average residential tax bill of 3.25%, below the CPI\*
- ❑ Use of remainder of Quebec government financial assistance for COVID-19

\*Institut de la statistique du Québec, CPI for Quebec in October 2021 is 5.3%



## 2022 Budget

# Highlights (cont'd)

## *Operating Budget*

- ❑ Optimized operations to continue to provide high-quality services to residents
- ❑ Main projects for 2022:
  - Access to and use of the Grand Coteau Forest
  - Urban forest master plan
  - Plan to fight and adapt to climate change
  - Ongoing emerald ash borer action plan

# Highlights (cont'd)

## *Operating Budget*

### ❑ Infrastructure taxes

- Introduced in 2020 following a consultation with citizens
- Purpose: Create a fund for the investments required to maintain and strengthen our infrastructure
- 2022 increase equivalent to 1% on the average residential tax bill
- Increase to be revised upward in the coming years to meet investment needs

# Highlights (cont'd)

## *Infrastructure Taxes*

2022  
Budget

Special tax  
2022  
\$428,000



Special tax  
2021  
\$168,500  
+  
Surplus appropriation  
2021  
\$168,500  
(non-recurring)  
=  
\$337,000

Special tax  
2020  
\$168,500



2022  
investments

2023  
investments

2024  
investments

Debt service  
impact  
2023-2024

Debt service  
impact  
2024-2025

Debt service  
impact  
2025-2026



# Highlights (cont'd)

## *Operating Budget*

### ❑ COVID-19 government assistance

- In 2020, the Quebec government announced it would allocate financial assistance to municipalities in response to COVID-19 in order to mitigate the repercussions of the pandemic on municipal finances
- Total assistance of \$1,478,400 received by the Town of Rosemere
- Some of these funds have been applied to offset the direct financial impacts on the Town; to a greater extent, they have gone toward easing the fiscal burden caused by the pandemic, especially for local businesses that have been particularly hard hit



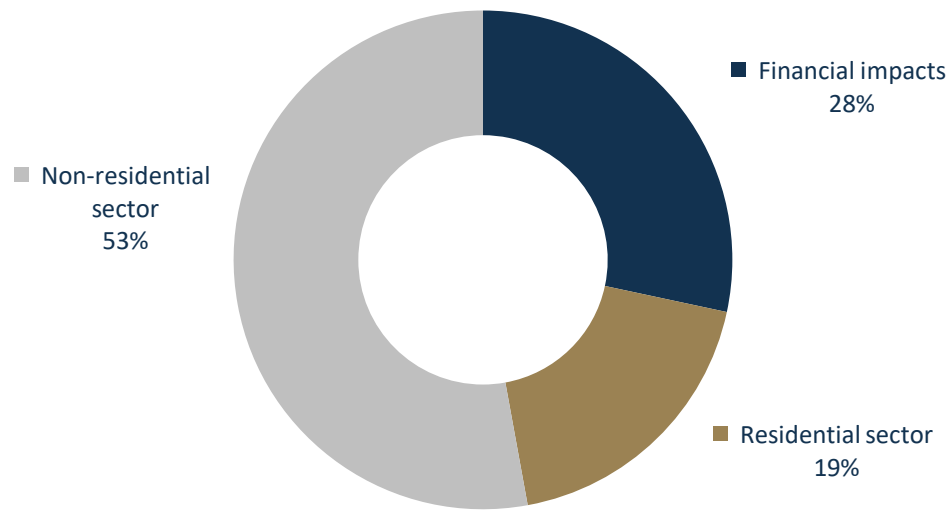
# Highlights (cont'd)

## *Operating Budget*

### ☐ COVID-19 government assistance (cont'd)

2022  
Budget

	2020	2021	2022	Total
Direct impact of COVID-19 on Town finances	\$232,500	\$121,300	\$65,400	\$419,200
To limit the increase in general taxes				
- Residential	\$ -	\$85,600	\$191,950	\$277,550
- Non-residential	\$ -	\$349,600	\$432,050	\$781,650
	<b>\$232,500</b>	<b>\$556,500</b>	<b>\$689,400</b>	<b>\$1,478,400</b>



## Highlights (cont'd)

### *3-Year Capital Investment Program*

- Investment of \$21.7 million in 2022
- Main projects:
  - **Redevelopment of the Charbonneau Park shoreline**
  - **Acquisition of lands with high ecological potential**
  - **\$13.6 million to strengthen, maintain and replace infrastructure**
- 57% of investments planned for 2022 will be funded by third parties or grants
- \$67.6 million capital investment program for 2022-2023-2024

2022  
Budget

# *Taxes and Charges*

# Property Tax Rates and Charges

2022  
Budget

Property tax Rates per \$100 of assessment				
Rates by category	General property tax \$	Special infrastructure tax \$	Total for 2022 \$	Total for 2021 \$
Residential	0.5314	0.0105	0.5419	0.5339
Non-residential	1.7397	0.0344	1.7741	1.7049
Serviced vacant lots	1.0628	0.0210	1.0838	1.0678

# 2022 Budget

## Property Tax Rates and Charges (cont'd)

Charges				Total for 2022	Total for 2021	Variation	
						\$	%
Water							
Basic charge				\$179	\$179	\$0	0%
Over 40,000 gallons (GI) *				\$5,22 / 1,000 gal.	\$5,22 / 1,000 gal.	\$0	0%
Waste management	Garbage	Recycling	Composting				
Residential	\$104	\$123	\$112	\$339	\$331	\$8	2%
Non-residential	\$167	\$210	\$112	\$489	\$481	\$8	2%

\* Billing for over 40,000 Imperial gallons on a separate bill sent out in May and payable in two instalments.



# Impact of Taxation for an Average Home (\$464,700)\*

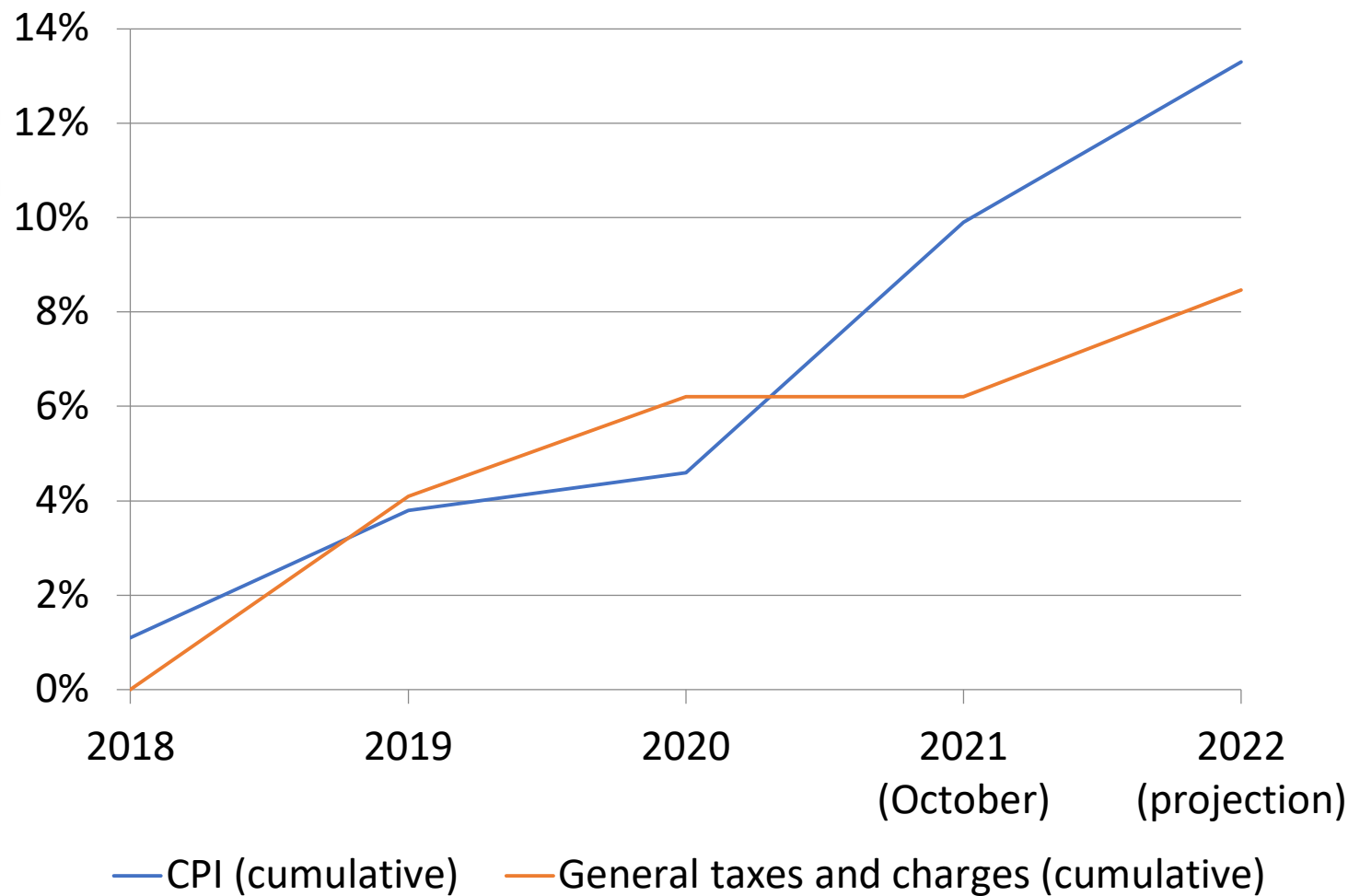
2022  
Budget

	2021	2022	Variation (\$)	Impact on tax bill
Average taxable value*	\$446,167	\$455,433	\$9,266	
General taxes	\$2,363	\$2,420	\$57	1.97%
Special infrastructure tax	\$19	\$48	\$29	1.00%
	<u>\$2,382</u>	<u>\$2,468</u>	<u>\$86</u>	
Charge for water service	\$179	\$179	\$0	
Charge for waste management	\$331	\$339	\$8	
	<u>\$510</u>	<u>\$518</u>	<u>\$8</u>	0.28%
	<u><b>\$2,892</b></u>	<u><b>\$2,986</b></u>	<u><b>\$94</b></u>	<u><b>3.25%</b></u>

\*Averaging of property assessment roll over a 3-year period (2021-2022-2023)

2022  
Budget

# Increase in General Property Tax and charges vs CPI Since 2018

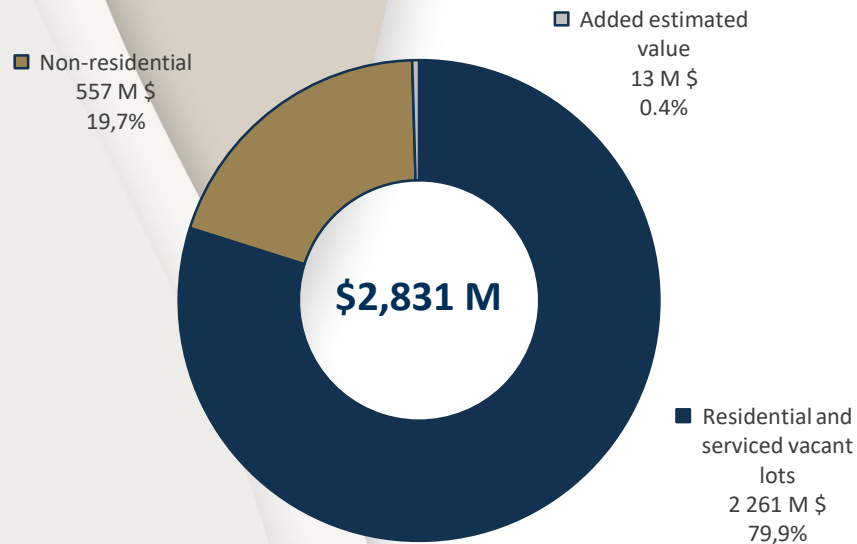


Source: Institut de la statistique du Québec and National Bank's Monthly Economic Monitor

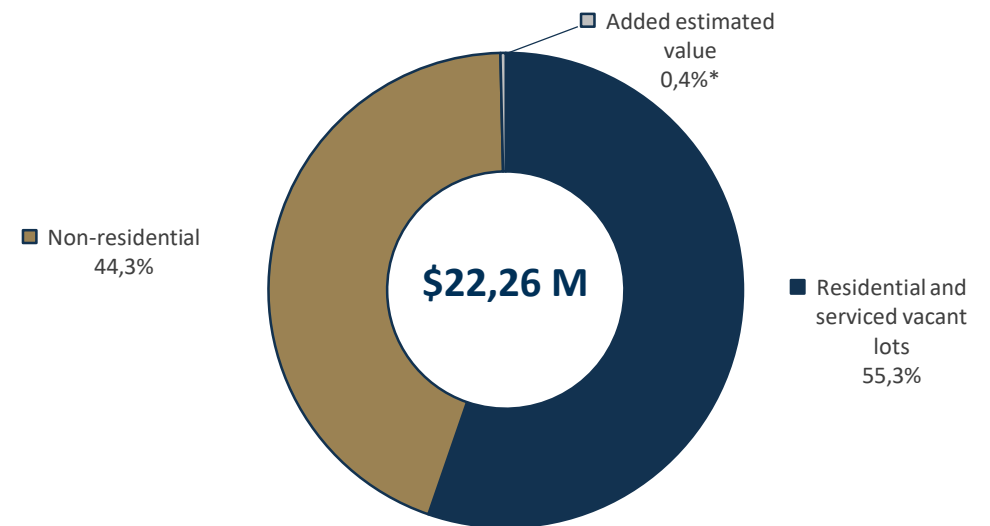
# 2022 Tax base and tax revenues

2022  
Budget

Tax base



Tax revenues\*\*

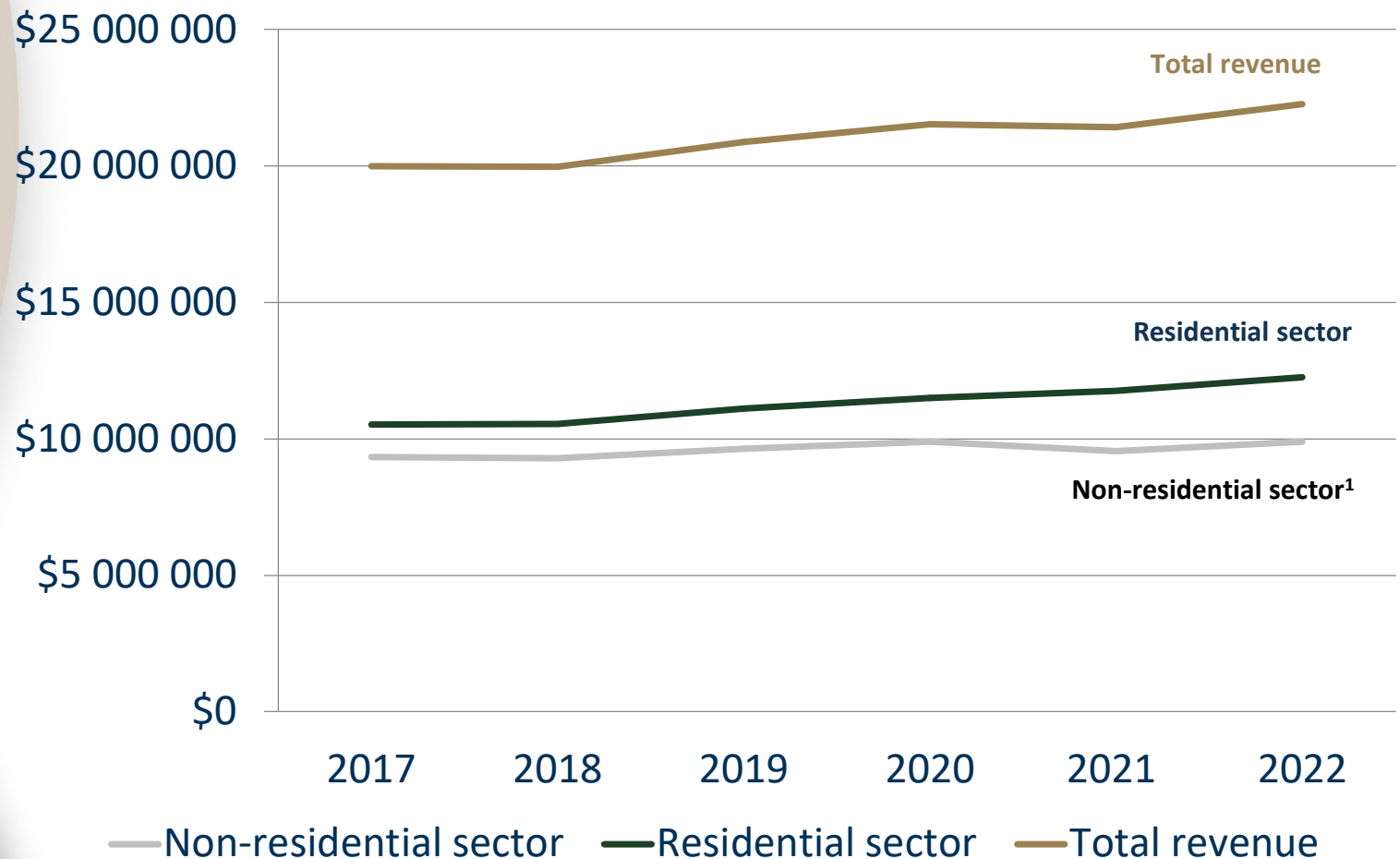


\*Represents additionnal revenues of \$80,000

\*\*Excluding charges

# Property Tax Revenue\* 2017–2022 by sector

2022  
Budget

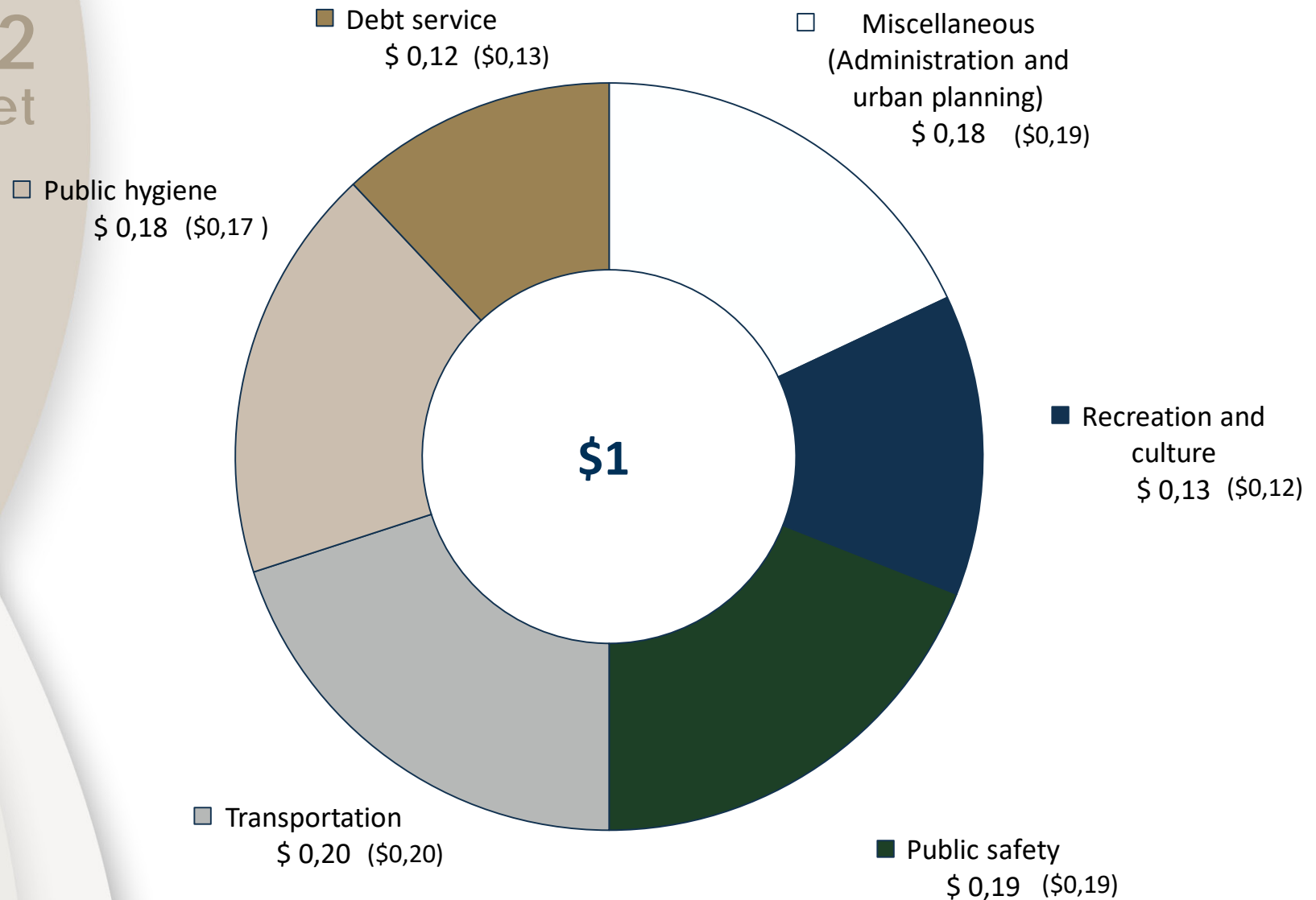


\* Excluding charges

<sup>1</sup> Decrease in revenue offset by Covid-19 government assistance

# Every Tax Bill Dollar Goes Toward

2022  
Budget



In parentheses: Comparison with 2021, recategorized



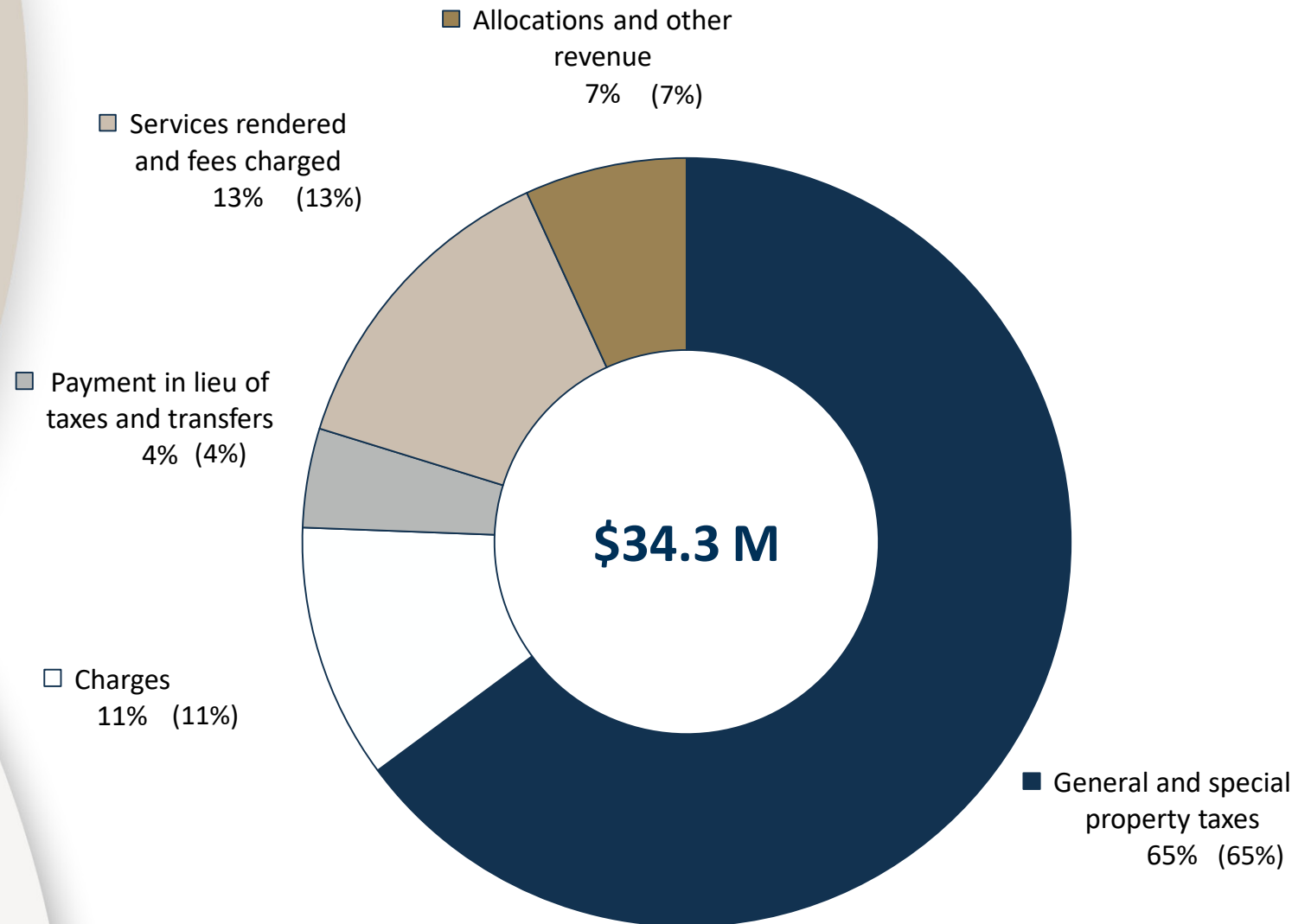


2022  
Budget

# *Operating Budget*

# Breakdown of 2022 Operating Revenue

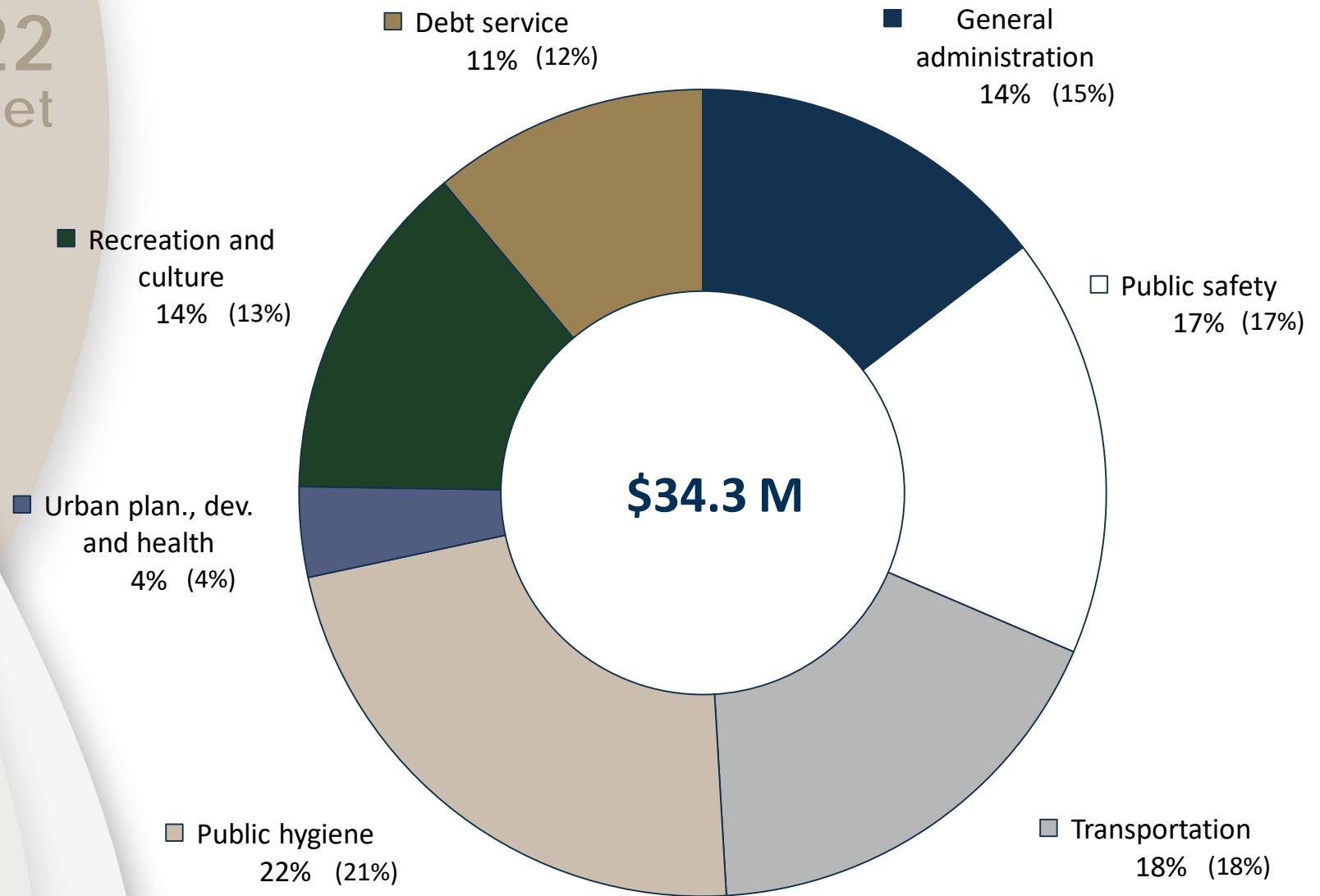
2022  
Budget



In parentheses: Comparison with 2021

# Breakdown of 2022 Operating Expenses

2022  
Budget



In parentheses: Comparison with 2021, recategorized

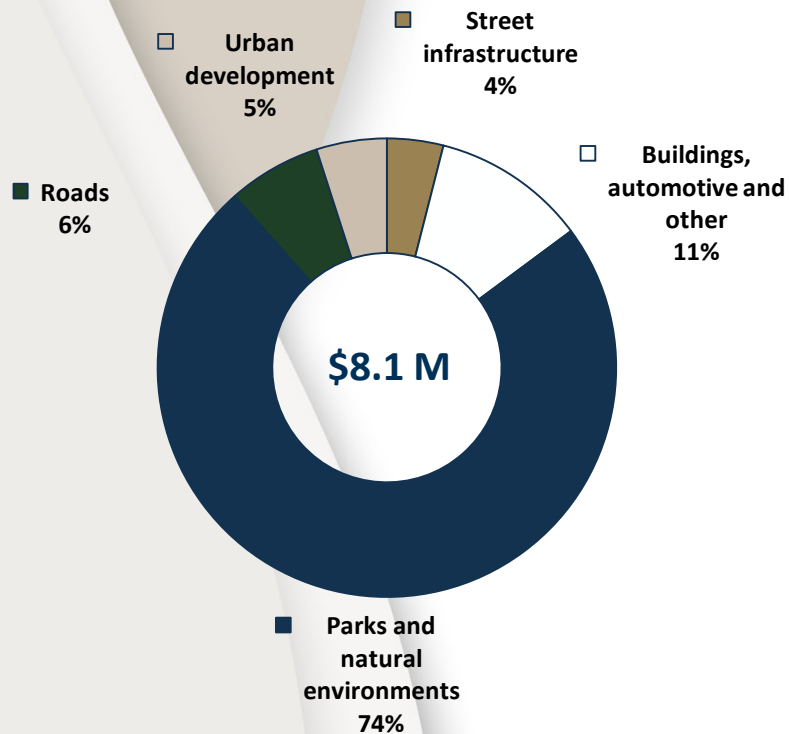
2022  
Budget

# *2022 Investments*

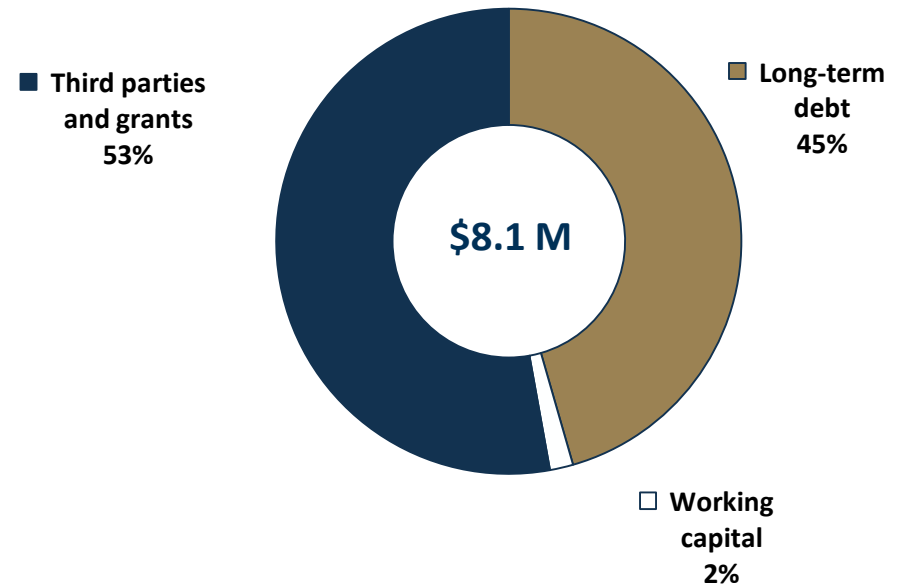
# 2022 Investments in New Infrastructure

2022  
Budget

## Investments



## Financing

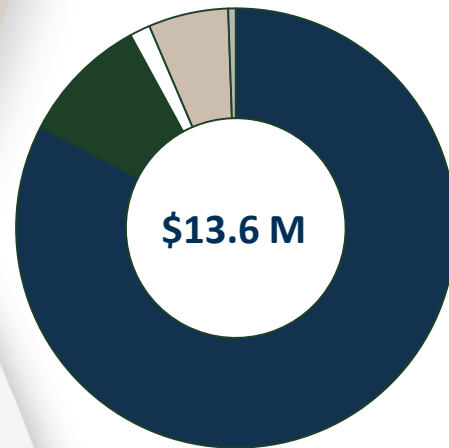
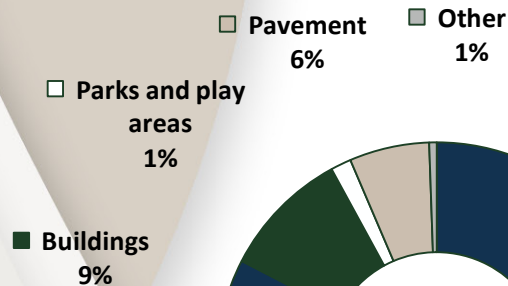




# 2022 Investments in Strengthening and Maintaining Infrastructure

2022  
Budget

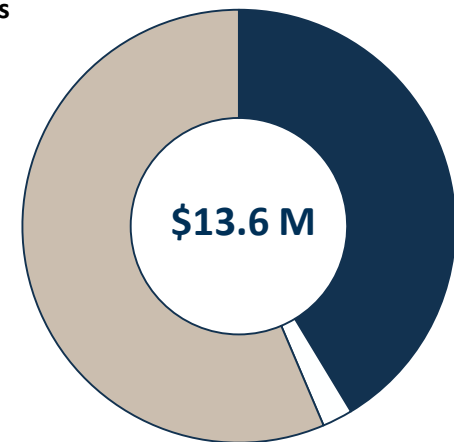
## Investments



■ Infrastructure  
83%

## Financing

■ Third parties  
and grants  
57%



\$13.6 M

□ Working  
capital  
2%

2022  
Budget

# *Statistics*

# 2022 Budget

## Statistics<sup>(1)</sup>

Results (2020 consolidated data)

	Rosemère	MRC	Comparable municipalities in Quebec
Overall tax rate	\$0,6800	\$0,9519	\$0,9807
Net charges per \$100 of SPV*	\$1,12	\$1,44	\$1,47

*The average homeowner in Rosemère paid, on average, 10% less in taxes and charges in 2021 than the average home in neighboring towns.*

Debt (2020 consolidated data)

	Rosemère	MRC	Comparable municipalities in Quebec
Total net long-term debt per \$100 of SPV	\$1,12	\$2,33	\$1,91
Total net long-term debt per unit of assessment	\$5 743	\$8 922	\$6 111

*The debt-to-equity ratio per \$100 of SPV is 2.1 times lower in Rosemère.*

Evaluation (2021 data)

	Rosemère	MRC	Comparable municipalities in Quebec
Standardized average valuation of single-family residences (including condominiums)	\$455 087	\$351 442	\$350 087

*The value of homes in Rosemère is 29% higher than the value of homes in the region.*

\*SPV: standardized property value

(1) MAMH, General Municipal Finance Office, 2021 Financial Profile - Rosemère

# Conclusion

2022  
Budget

*Once again and as always,  
in Rosemère*

*Less tax*

*Less debt*

*More value*

*For a resilient, inclusive community*