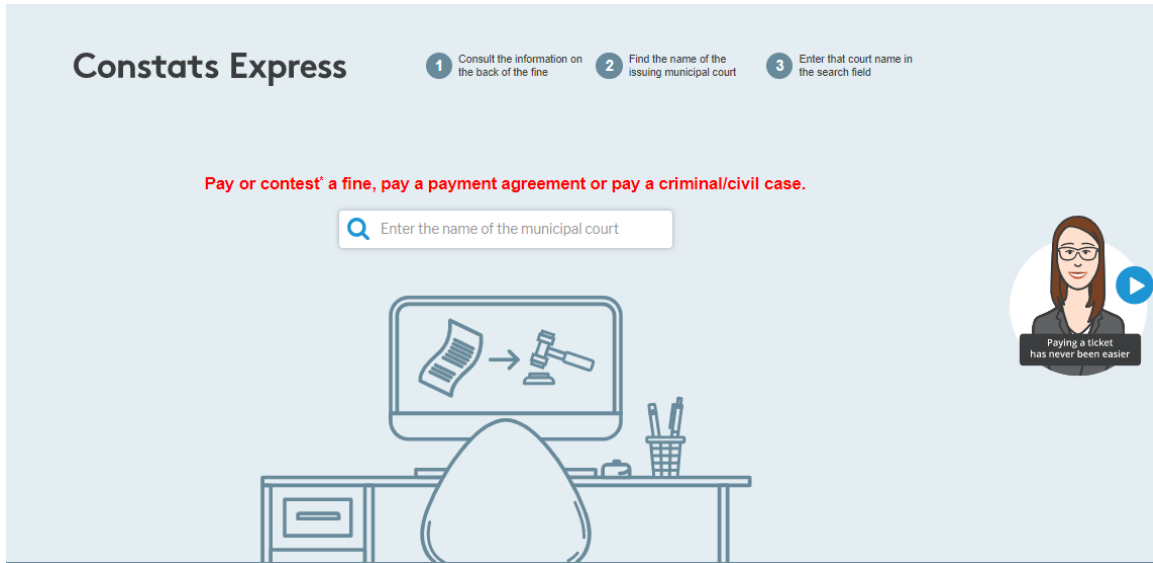


Procedure for paying or contesting a statement of offence online at:
[/http://constats-express.com/](http://constats-express.com/)

You must enter the name of the municipal court of the Town of Rosemère covering Ville de Lorraine territory.

Therefore, name of municipal court: Rosemère



To pay a statement of offence, the reference number, which is the number of the statement of offence, must be indicated. If a letter precedes the reference number, **it must not be indicated**.

The date of the offence must be indicated as follows: yyyy/mm/dd

Then click on Next step" to continue the payment procedure by following the instructions.

To make a payment within a deferred payment agreement, you must indicate the offender's number. This is a 4-digit number that is marked in the top left corner of the payment agreement.

The date of birth must be indicated as follows: yyyy/mm/dd

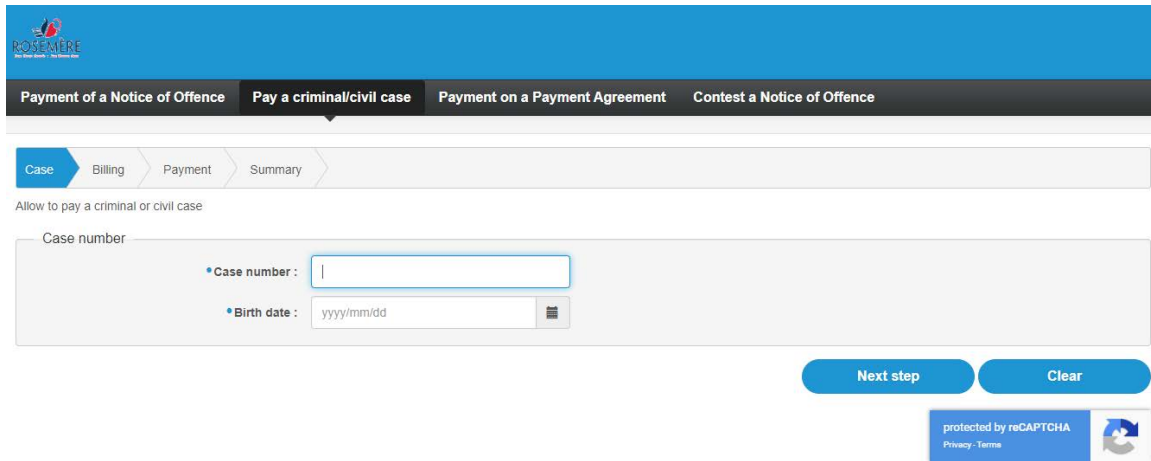
Then click on "Next step" to continue the payment procedure by following the instructions.

To make a payment within a criminal file, you must indicate the case number. It begins with 2 digits, which is the abbreviated year of the offence, followed by a series of five digits beginning with the number 8, followed by a dash and a last self-checking digit.

Example: For an offence committed in 2020: **20-8XXXX-X**

The date of birth must be indicated as follows: yyyy/mm/dd

Then click on "Next step" to continue the payment procedure by following the instructions.



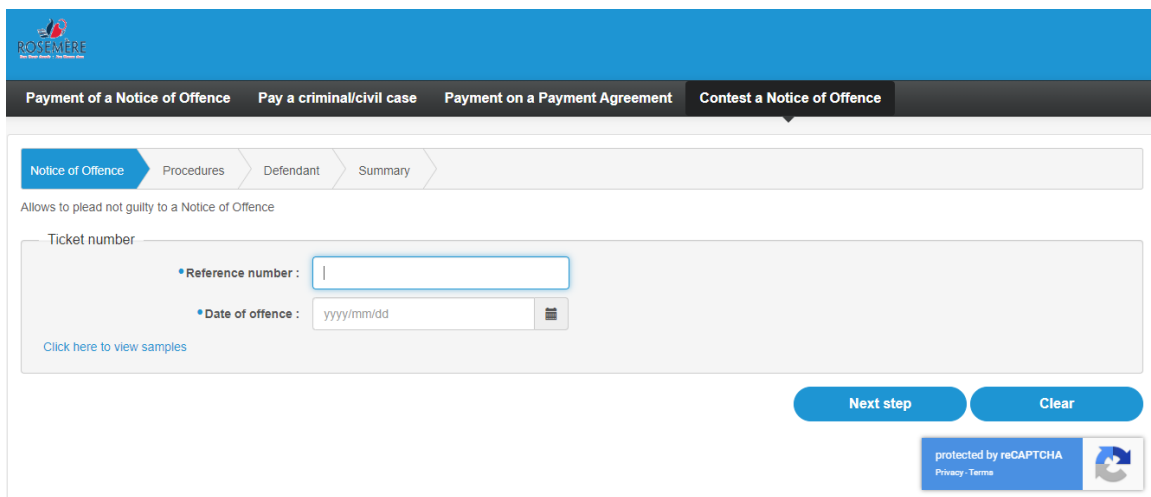
The screenshot shows the 'Pay a criminal/civil case' form. At the top, there is a navigation bar with the following options: 'Payment of a Notice of Offence', 'Pay a criminal/civil case', 'Payment on a Payment Agreement', and 'Contest a Notice of Offence'. Below this is a breadcrumb trail: 'Case', 'Billing', 'Payment', and 'Summary'. The main heading is 'Allow to pay a criminal or civil case'. The form contains two input fields: 'Case number' and 'Birth date'. The 'Birth date' field is pre-filled with 'yyyy/mm/dd' and has a calendar icon. At the bottom right, there are two buttons: 'Next step' and 'Clear'. A reCAPTCHA widget is located at the bottom right of the form area.

To contest a statement of offence it is necessary to indicate the reference number, which is the number of the statement of offence.

If the offence was committed on the Town of Rosemère's territory, you must indicate the letter "R" before the reference number. If the offence was committed on Ville de Lorraine territory, you must indicate the letter "L" before the reference number.

The date of the offence must be indicated as follows: yyyy/mm/dd

Then click on "Next step" to continue the procedure for contesting the statement of offence, by following the instructions.



The screenshot shows the 'Contest a Notice of Offence' form. At the top, there is a navigation bar with the following options: 'Payment of a Notice of Offence', 'Pay a criminal/civil case', 'Payment on a Payment Agreement', and 'Contest a Notice of Offence'. Below this is a breadcrumb trail: 'Notice of Offence', 'Procedures', 'Defendant', and 'Summary'. The main heading is 'Allows to plead not guilty to a Notice of Offence'. The form contains two input fields: 'Reference number' and 'Date of offence'. The 'Date of offence' field is pre-filled with 'yyyy/mm/dd' and has a calendar icon. At the bottom left, there is a link: 'Click here to view samples'. At the bottom right, there are two buttons: 'Next step' and 'Clear'. A reCAPTCHA widget is located at the bottom right of the form area.